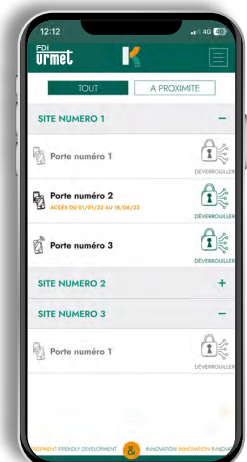
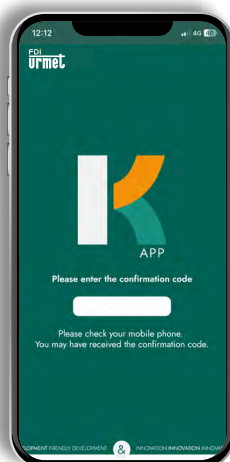
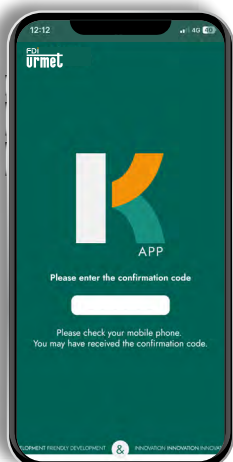




ABOUT K-APP APPLICATION



Login to K-APP? It couldn't be easier! When accessing this application for first time, you can authenticate yourself by entering the **phone number associated with the mobile** you are using, followed by the **verification code received by SMS**. In practice, the phone number you enter acts as your identifier, allowing you to pass through the gates thanks to the BLE Credit associated with your phone number. Directly associated with your badge, your telephone number enables you to be recognized by a site's access control system, which then authorizes or denies access to the various control points.



K-APP: THE ASSURANCE OF SECURE DEMATERIALIZED ACCESS

GETTING START WITH K-APP APPLICATION

K-APP provides access to the list of sites and doors for each site governed by an access control system (a site may contain one or more). K-APP lets you choose between a **global** display of all sites and doors, or a **restricted** “nearby” display of nearby doors that can be unlocked.

K-APP application allows you to consult sites and doors in **condensed or detailed view**, using the “+” or “-” button to the right of each site name. Once you’ve scrolled through a site’s door list, you can choose from several scenarios:

- Lines with **grey “Unlock” pictograms**: doors too far away to be unlocked,
- Lines with **green “Unlock” pictograms**: doors that can be unlocked, provided you are a user authorized to access the area.

DISPLAY TYPE

DETAILED OR CONDENSED VIEW

GREEN PADLOCK PICTOGRAM

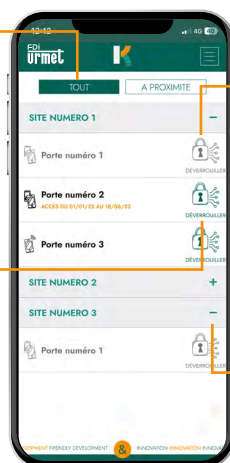
DOOR SUSCEPTIBLE TO BE UNLOCKED

GREY PADLOCK PICTOGRAM

DOOR TOO FAR AWAY TO UNLOCK

“+” AND “-” BUTTONS

OPPORTUNITY TO ENLARGE OR REDUCE



USE K-APP

Using K-APP in badge or remote control mode

Thanks to Bluetooth Low Energy technology, K-APP can replace a physical identification document (badge) with a cell phone. In this way, the cell phone acts as a **badge for proximity access**. Thanks to FDI technology, K-APP also works in **remote control mode for remote access** (e.g. gates, barriers, etc.) by clicking on the “Unlock” button.

Using K-APP in the background

For an even smoother experience, doors can be **unlocked without even opening** the app, thanks to background mode. Simply hold your phone in front of reader, without necessarily unlocking it or opening K-APP application.

IN CASE OF MALFUNCTION

- ❗ **“Access denied”**: K-APP does not unlock the requested door because you do not have necessary rights to unlock it. You can contact the site administrator to change your authorizations;
- ❗ **“Communication error”**: something went wrong during unlock attempt, so you can try again. If necessary, check your phone’s settings to ensure that Bluetooth is activated;

CUSTOMIZE K-APP EXPERIENCE

Numerous settings are also available in dedicated tab for a smoother, more personalized experience. To configure K-APP according to your preferences, go to the main menu and select **"Settings"**.

The screenshot displays the 'PARAMÈTRES' (Settings) application. The top bar is green with a white back arrow, a gear icon, and the title 'PARAMÈTRES'. Below this, the 'NOTIFICATIONS' section is highlighted in green. It contains three settings: 'Sons' (Sound) with a bell icon, 'Vibration' with a vibration icon, and 'Activer les notifications de mise à jour' (Turn on update notifications) with a bell icon. Each setting has a green checkmark on the right, indicating it is enabled. Below the notifications section is the 'FONCTIONNEMENT' (Operation) section, which is white. It contains two settings: 'Sensibilité Bluetooth' (Bluetooth sensitivity) with a slider set to 100%, and 'Tâche de fond' (Background task) with a globe icon. Both settings have green checkmarks on the right. At the bottom, there is a partially visible setting 'Autoriser l'accès si l'écran est verrouillé' (Allow access when screen is locked) with a checkmark icon.



YOUR CONTACTS

FIND **FDI** ON...



fdi-access.com

#FriendlyAccess

YOUR **FRIENDLY** INTERLOCUTORS



Maxime ROTTIER
Sales Director
+33 (0)6 08 63 27 62



INTERNATIONAL
Pierre MERLET
Export Manager
+33 (0)6 30 71 26 66



IN FRANCE
Frédéric EUDELIN
Sales Engineer
+33 (0)7 56 41 34 08



IN GERMANY
Eric de GUIBERT
Business Developer
+49 151 706 347 90

OUR **REFERENCES**



